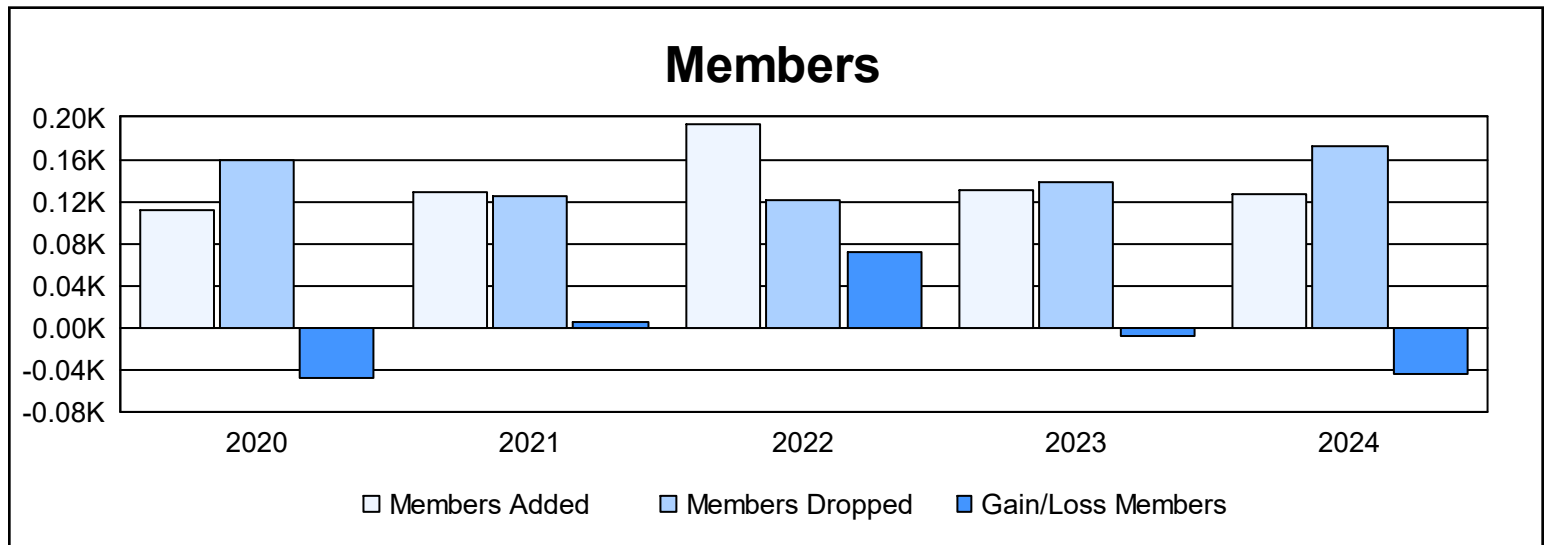
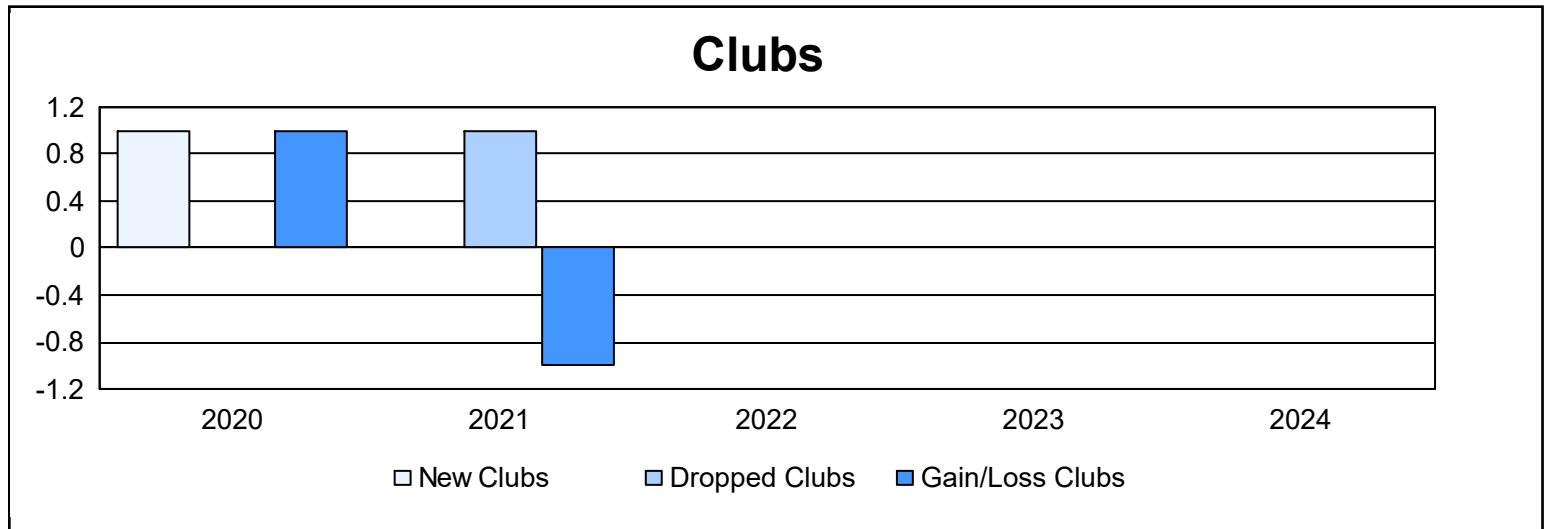
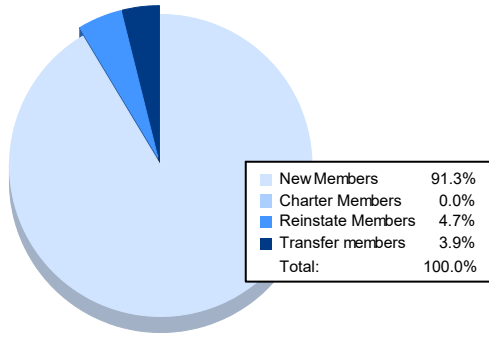


Year	New Clubs	Dropped Clubs	Gain/ Loss Clubs	New Members	Charter Members	Reinstate Members	Transfer Members	Total Member Added	Total Members Dropped	Gain/ Loss Members
2019-2020	1	0	1	72	24	12	3	111	159	-48
2020-2021	0	1	-1	113	4	5	7	129	124	5
2021-2022	0	0	0	190	1	2	1	194	122	72
2022-2023	0	0	0	117	2	6	5	130	139	-9
2023-2024	0	0	0	116	0	6	5	127	172	-45
<b>Average</b>	<b>0</b>	<b>0</b>	<b>0</b>	<b>122</b>	<b>6</b>	<b>6</b>	<b>4</b>	<b>138</b>	<b>143</b>	<b>-5</b>



### Membership Composition June 2024 Cumulative



### Gender Composition June 2024 Cumulative

